



UNIVERSITY HILL SECONDARY SCHOOL

3228 Ross Drive, Vancouver, BC V6S 0C6
Telephone: 604-713-8258 • Fax: 604-713-8257

October 11, 2017

Student-Family Portal

This information is for grade 10-12 returning students.

Due to a district-wide system error in the MyEd platform yesterday, all student/family portal accounts were disabled. We have enabled all the accounts today; however, you will require a new password.

Steps:

NOTE: If you are on a **mobile device**, see the instructions on the back of this page for help switching from mobile to desktop view. If you're on a laptop or desktop, you don't need to worry about this step.

Please use the website: <http://www.myeducation.gov.bc.ca/aspen/logon.do>

Login ID: (this is your 6 or 7-digit student number)

Password: Uhill#2017

(It is case sensitive, meaning you need to be sure the "U" is capitalized, and the "hill" is not.)

You will be prompted to enter a primary email. Choose one you access often. In the future, if you forget your password, click the "I forgot my password" button in the bottom right hand corner of the log-in window, and a new password will be sent to your email.

Hopefully these instructions will enable you to access the student/family portal. It is also available on the school website. If you have any trouble, please email me at skauldher@vsb.bc.ca

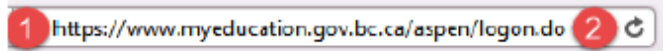

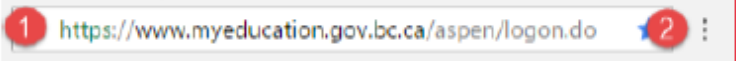
Grade 9 and new students will have an opportunity to set up a student family portal account in the upcoming week.

Thank you for your patience.

Sangeeta A. Kauldher, M.S.
Vice Principal, University Hill Secondary



Switching to Desktop View from a Mobile Device

iOS	
<ol style="list-style-type: none">1. Enter and load the URL for the MyEducation BC website.2. Once the site loads, tap and hold on the refresh symbol located at the rightmost side of the URL box.	
<ol style="list-style-type: none">3. A menu will pop up with an option to "Request Desktop Site". Tap on this option to select it.	
Android	
<ol style="list-style-type: none">1. Enter and load the URL for the MyEducation BC website.2. Once the site loads, tap on the three-dot menu symbol located at the rightmost side of the URL box.	
<ol style="list-style-type: none">3. A menu will drop down with an option to "Request Desktop Site". Tap on the checkbox to select this option.	