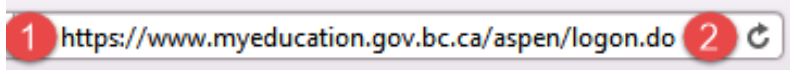

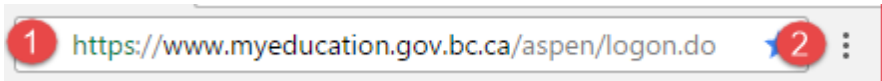




Switching to Desktop View from a Mobile Device

iOS	
<ol style="list-style-type: none">1. Enter and load the URL for the MyEducation BC website.2. Once the site loads, tap and hold on the refresh symbol located at the rightmost side of the URL box.	
<ol style="list-style-type: none">3. A menu will pop up with an option to Request Desktop Site. Tap on this option to select it.	
Android	
<ol style="list-style-type: none">1. Enter and load the URL for the MyEducation BC website.2. Once the site loads, tap on the three-dot menu symbol located at the rightmost side of the URL box.	
<ol style="list-style-type: none">3. A menu will drop down with an option to Request Desktop Site. Tap on the checkbox to select this option.	